



Harris County Court Appointed Attorney Costs

May 16, 2023

Five Year Actuals - Court Appointed Attorney Costs

Fiscal Year	District Courts Actuals	County Courts Actuals	Total
FY2019	\$47,030,214	\$5,054,703	\$52,084,917
FY2020	\$43,949,100	\$5,453,644	\$49,402,744
FY2021	\$38,460,814	\$5,060,524	\$43,521,338
FY2022	\$49,361,011	\$6,821,065	\$56,182,076
SFY22*	\$34,622,213	\$5,699,209	\$40,321,422
FY2023 YTD‡	\$46,723,739	\$8,160,436	\$54,884,175
FY2023 Projection	\$80,825,425	\$14,116,394	\$94,941,819

*SFY22 consisted of seven months of actuals only.

‡Year-to-date (YTD) amounts are based on 10/2022 – 4/2023.

District Criminal Courts: Cases by Counsel Type

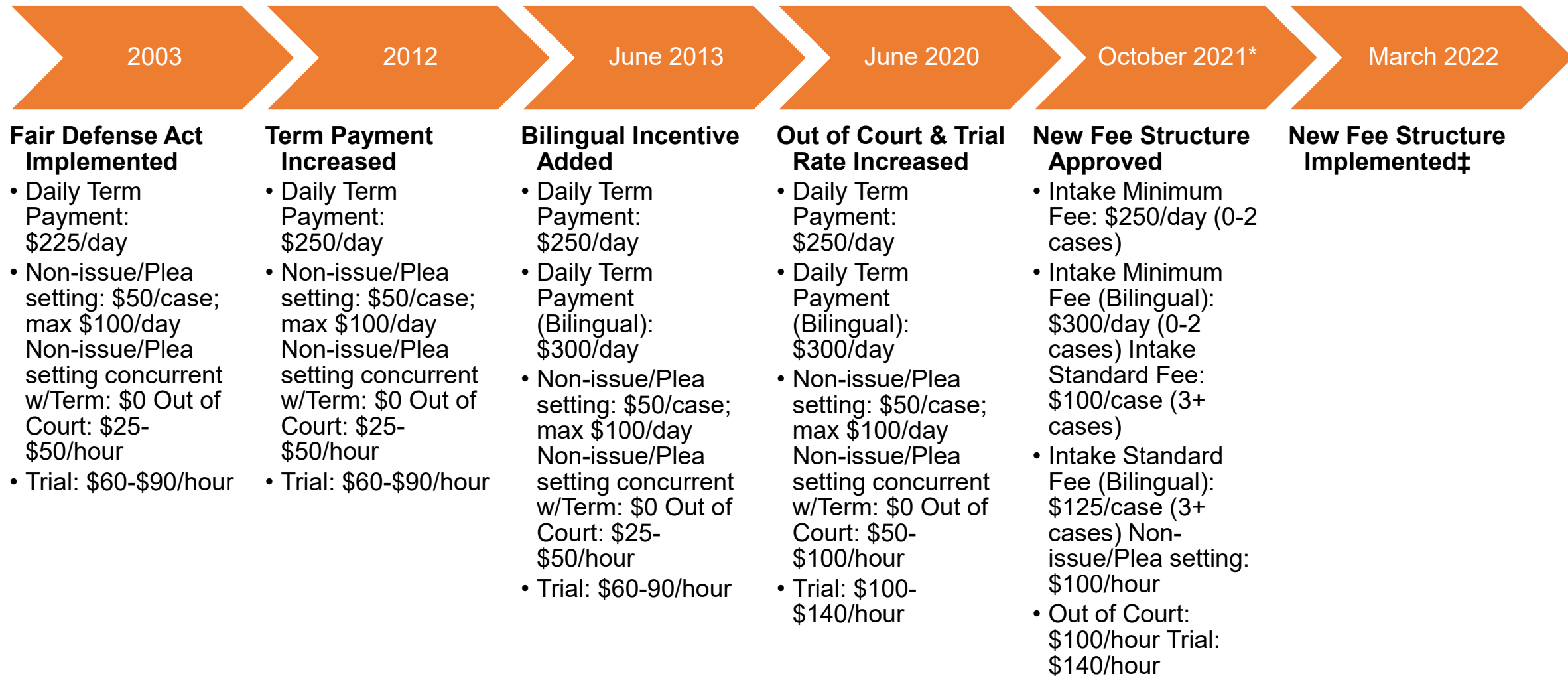
Fiscal Year	Hired Attorney Cases		Public Defender's Office Cases		Appointed Attorney Cases		Backlog Cases Disposed	Total Cases Disposed	Clearance Rate
FY2019	16,245	31%	2,648	5%	34,223	64%	6,581	39,626	81%
FY2020	16,344	30%	3,264	6%	35,595	64%	8,375	37,424	73%
FY2021	17,292	30%	3,908	7%	35,575	63%	7,351	25,654	48%
FY2022	20,759	31%	6,690	10%	39,639	59%	21,236	50,317	91%
SFY22*	11,686	29%	4,534	11%	23,940	60%	15,924	37,264	114%
FY2023 YTD	10,346	27%	4,090	11%	24,111	63%	12,230	34,909	104%

County Courts - Counsel Type for Active Pending Cases

Fiscal Year	Total Active Cases*	Hired Attorney Cases		Public Defender's Office Cases		Appointed Attorney Cases		MAC Attorney Cases	
FY2019	27,192	14,491	53%	327	1%	8,278	30%	-	-
FY2020	31,950	16,354	51%	1,021	3%	10,541	33%	-	-
FY2021	41,390	19,427	47%	2,174	5%	15,123	37%	-	-
FY2022	41,832	20,175	48%	2,357	6%	15,972	38%	-	-
SFY22*	35,343	16,909	48%	1,866	5%	3,128	9%	10,109	29%
FY2023 YTD	29,806	13,994	47%	1,494	5%	779	3%	10,213	34%

**Active cases as of the last day of the fiscal year.*

Appointed Attorney Major Fee Changes Harris County Criminal Courts at Law

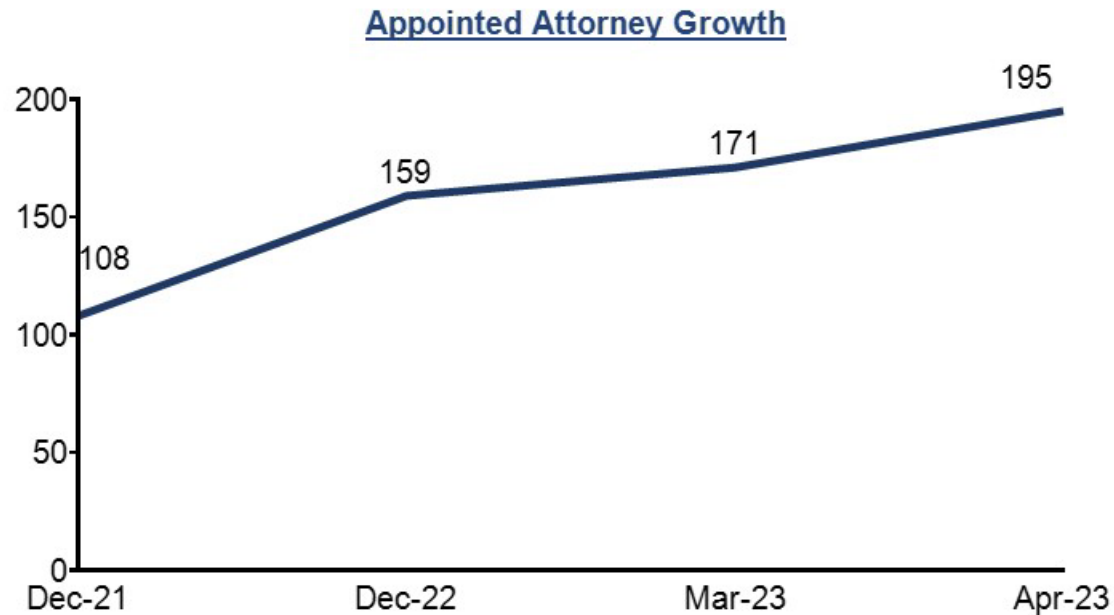


*October 2021 new fee structure approved by Criminal Court at Law judges, as proposed by the MAC office.

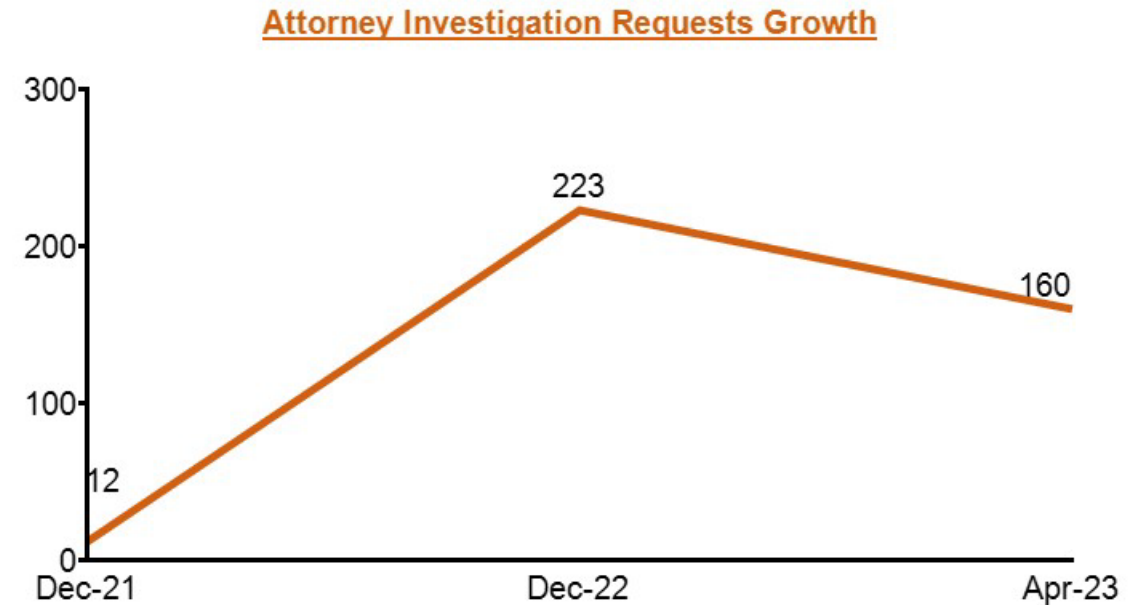
‡Voucher Information Processing System (VIPS) changes went into effect, based upon October 2021 approval.

MAC Appointed Attorney Growth in County Criminal Courts

Court appointed attorneys grew 81% since 2021.



Investigation requests from attorneys have grown exponentially.



QUESTIONS?