

# Monthly Report

## **Harris County Treasurer's Office March 2026**


**Dr. Carla L. Wyatt**  
**Harris County Treasurer**

Monthly Report  
Of The  
Harris County Treasurer  
For the Month End  
March 2026



**Dr. Carla L. Wyatt**  
**County Treasurer**

1001 Preston, Suite 652  
Houston, Texas 77002-1816



(832) 927-6865  
Fax: (832) 927-0056  
[truinfo@harriscountytx.gov](mailto:truinfo@harriscountytx.gov)

**DR. CARLA L. WYATT**  
HARRIS COUNTY TREASURER

May 1, 2026

County Judge Hidalgo,  
Commissioners Ellis, Garcia,  
Ramsey and Briones

Honorable Members of the Court:

Transmittal of the County Treasurer's Report to Commissioners Court of monies received and disbursed for the month ending March 31, 2026, as required by *the Local Government Code 114.026*.

In accordance with State Law, the books, and accounts of the County Treasurer are available to the Commissioners Court for inspection and examination, as desired. This report is also filed with the County Auditor.

Sincerely,

Dr. Carla L. Wyatt  
Harris County Treasurer

**TABLE OF CONTENTS**  
**March 31, 2026**

Details of Changes in County Funds at Chase Bank ..... 1-5

Monthly Electronic Transfer Report..... 6

Juror Donations ..... 7

Percentage of Return Items ..... 8

Collections from Returns ..... 9

Debts Due To and Owed by the County..... 10-14











# JUROR DONATIONS

## MARCH 2026

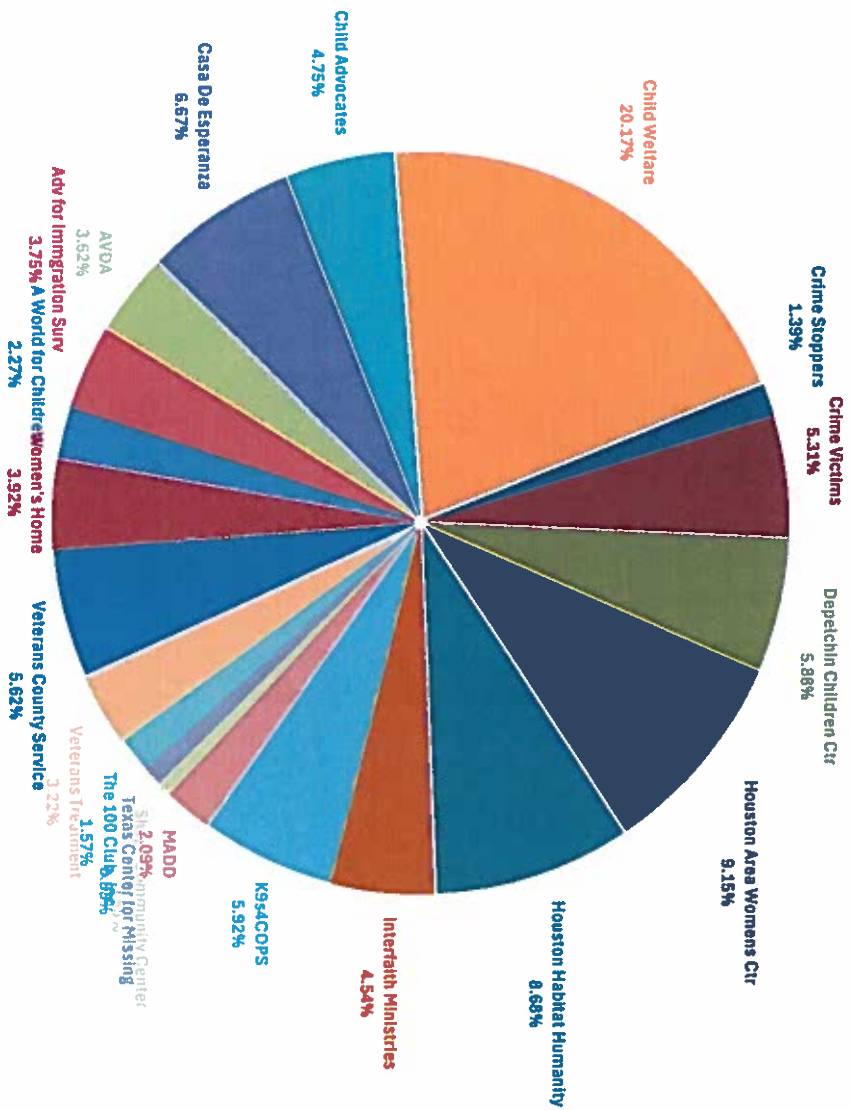
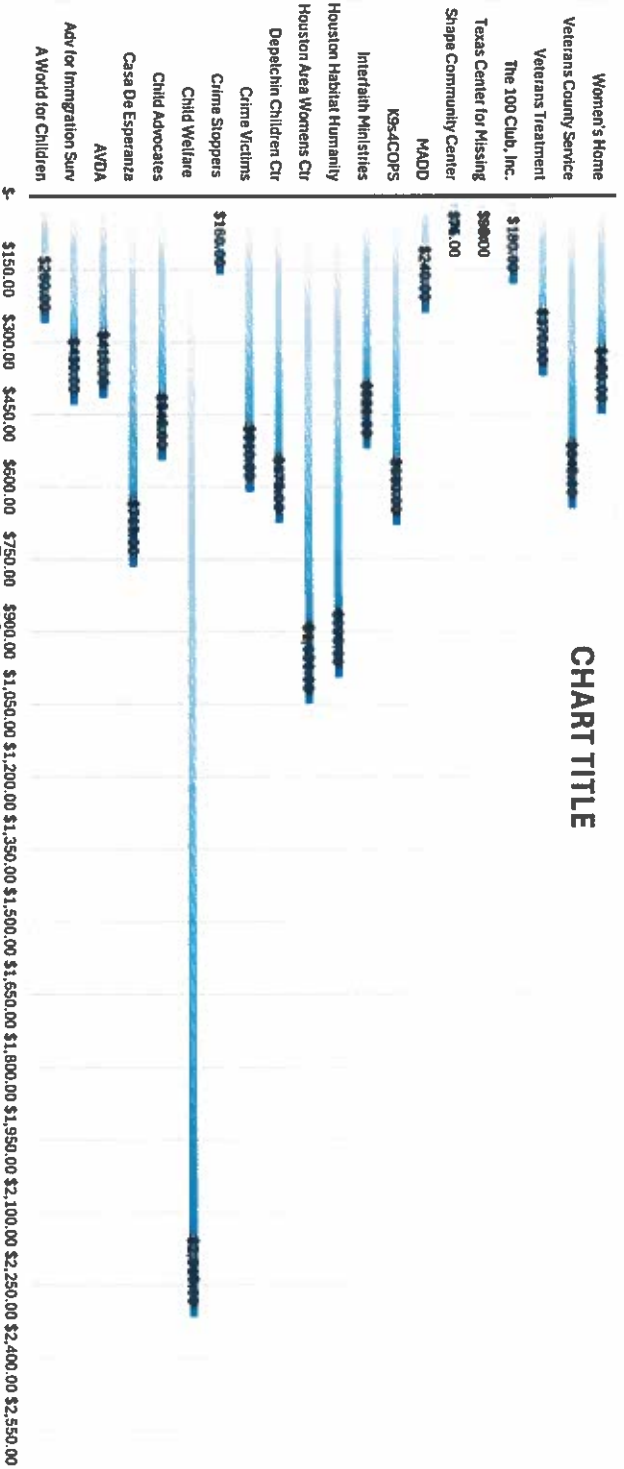
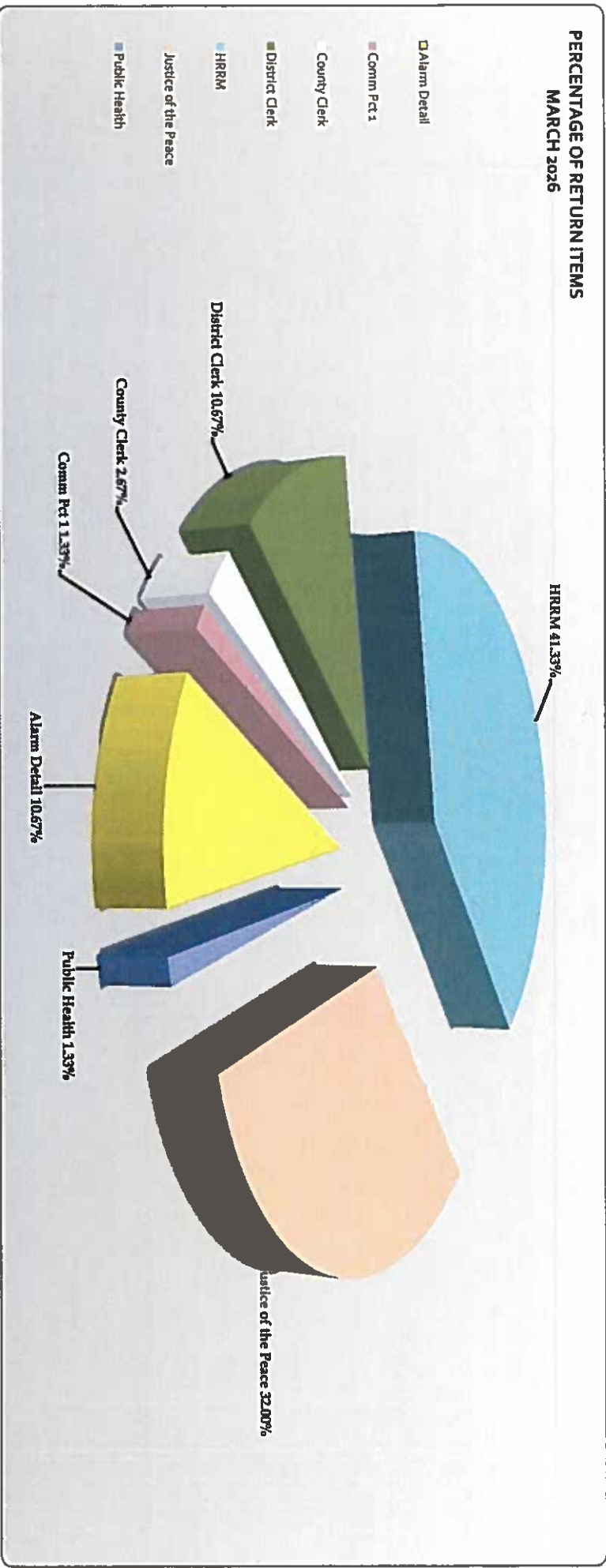


CHART TITLE

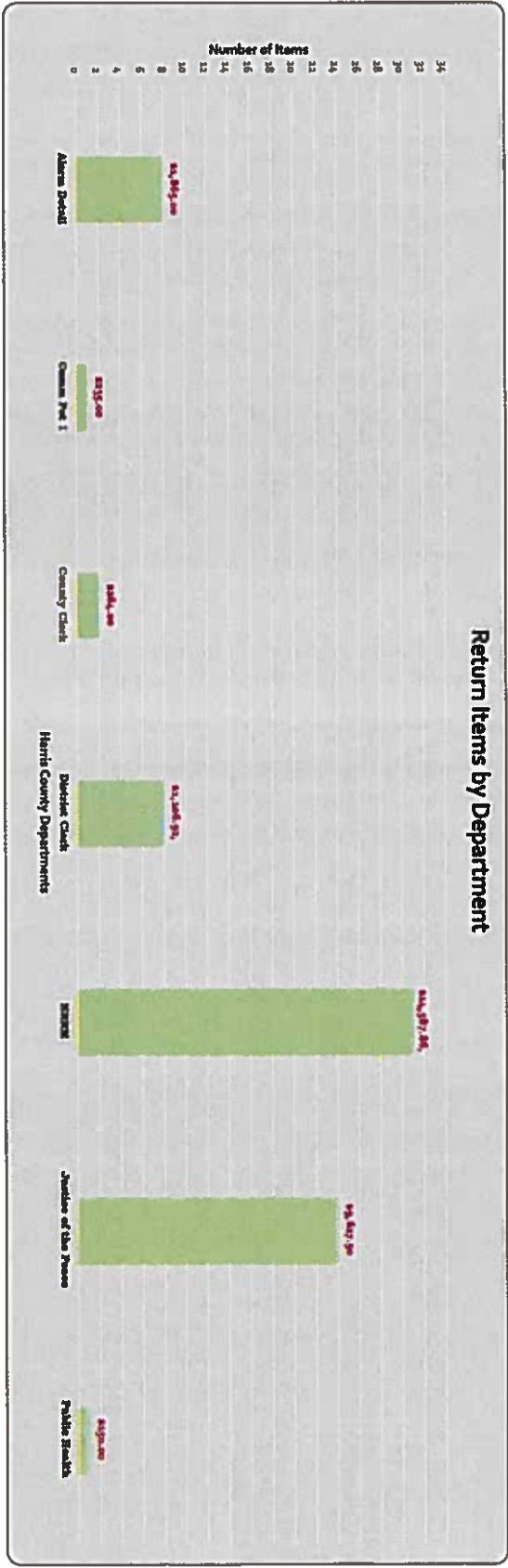
A World for Children	\$	260.00
Adv for Immigration Surv	\$	430.00
AVDA	\$	415.00
Casa De Esperanza	\$	765.00
Child Advocates	\$	545.00
Child Welfare	\$	2,315.00
Crime Stoppers	\$	160.00
Crime Victims	\$	610.00
Depelchin Children Ctr	\$	675.00
Houston Area Womens Cir	\$	1,050.00
Houston Habitat Humanity	\$	996.00
Interfaith Ministries	\$	521.00
K9s4COPS	\$	680.00
MADD	\$	240.00
Shape Community Center	\$	75.00
Texas Center for Missing	\$	95.00
The 100 Club, Inc.	\$	180.00
Veterans Treatment	\$	370.00
Veterans County Service	\$	645.00
Women's Home	\$	450.00
Total	\$	11,477.00




**PERCENTAGE OF RETURN ITEMS**  
MARCH 2026



Alarm Detail	8	\$1,868.00
Comm Pct 1	1	\$235.00
County Clerk	2	\$284.00
District Clerk	8	\$1,106.92
HRRM	31	\$14,587.89
Justice of the Peace	24	\$9,927.50
Public Health	1	\$150.00
<b>TOTAL</b>	<b>75</b>	



# Collections- March 2026



JP Courts	\$	2,319.00
County Clerk	\$	360.00
District Clerk	\$	90.00
HRRM	\$	4,792.52
Comm. Pct. 1	\$	235.00
<b>Total</b>	<b>\$</b>	<b>7,796.52</b>

# Collections of Return Items - September 2025





**HARRIS COUNTY, TEXAS  
STATEMENT OF NET POSITION  
PROPRIETARY FUNDS  
MARCH 31, 2026**

	<u>Enterprise Funds</u>			<u>Internal Service Funds</u>
	<u>Toll Road</u>	<u>Nonmajor Enterprise Funds</u>	<u>Total</u>	
<b>ASSETS</b>				
Current assets:				
Cash and cash equivalents	\$ 786,692,548	\$ 16,081,373	\$ 802,773,921	\$ 71,190,476
Investments	1,005,370,628	12,871,926	1,018,242,554	29,462,700
Accounts receivable, net	57,092,684	874,901	57,967,585	8,073,664
Other receivables	348,937,682	3,021,746	351,959,428	12,863,624
Due from other funds	47,325	-	47,325	624,124
Prepays and other assets	-	-	-	1,400,000
Inventories	1,135,276	-	1,135,276	1,820,055
Total current assets	<u>2,199,276,143</u>	<u>32,849,946</u>	<u>2,232,126,089</u>	<u>125,434,643</u>
Noncurrent assets:				
Restricted cash and cash equivalents	240,375,839	-	240,375,839	-
Capital assets:				
Land and construction in progress	2,021,114,951	13,963,598	2,035,078,549	1,669,466
Intangible asset, net of amortization	133,207,625	-	133,207,625	-
Other capital assets, net of depreciation	1,621,776,690	13,540,069	1,635,316,759	2,997,647
Total noncurrent assets	<u>4,016,475,105</u>	<u>27,503,667</u>	<u>4,043,978,772</u>	<u>4,667,113</u>
Total assets	<u>6,215,751,248</u>	<u>60,353,613</u>	<u>6,276,104,861</u>	<u>130,101,756</u>
<b>DEFERRED OUTFLOWS OF RESOURCES</b>				
Deferred charge on refunding	26,640,333	-	26,640,333	-
Total deferred outflows of resources	<u>26,640,333</u>	<u>-</u>	<u>26,640,333</u>	<u>-</u>
<b>LIABILITIES</b>				
Current liabilities:				
Vouchers payable	91,401,036	9,496	91,410,532	291,548
Retainage payable	30,615,980	-	30,615,980	-
Customer deposits and other	163,151	-	163,151	-
Due to other funds	40,968,202	-	40,968,202	720,313
Lease payable	18,182,643	-	18,182,643	-
Subscription payable	8,649,519	-	8,649,519	-
Estimated outstanding claims	-	-	-	40,513,552
Incurred but not reported claims	-	-	-	66,934,046
Unearned revenue	133,460,256	-	133,460,256	-
Current portion of long-term liabilities	126,930,311	-	126,930,311	-
Total current liabilities	<u>450,371,098</u>	<u>9,496</u>	<u>450,380,594</u>	<u>108,459,459</u>
Noncurrent liabilities:				
Noncurrent portion of long-term liabilities	3,007,216,124	-	3,007,216,124	-
Commercial paper payable	17,150,000	-	17,150,000	-
Total noncurrent liabilities	<u>3,024,366,124</u>	<u>-</u>	<u>3,024,366,124</u>	<u>-</u>
Total liabilities	<u>3,474,737,222</u>	<u>9,496</u>	<u>3,474,746,718</u>	<u>108,459,459</u>
<b>NET POSITION</b>				
Net investment in capital assets	1,062,782,403	27,503,667	1,090,286,070	4,667,113
Restricted for:				
Debt service	223,501,170	-	223,501,170	-
Toll road	1,481,370,786	-	1,481,370,786	-
Unrestricted	-	32,840,450	32,840,450	16,975,184
Total net position	<u>\$ 2,767,654,359</u>	<u>\$ 60,344,117</u>	<u>\$ 2,827,998,476</u>	<u>\$ 21,642,297</u>

**HARRIS COUNTY, TEXAS**  
**SCHEDULE OF DEBT - BONDS, COMMERCIAL PAPER AND**  
**SELECT OTHER LONG-TERM LIABILITIES - ALL FUNDS**  
**MARCH 31, 2026**

	Stated Rate %	Outstanding Balances
<b>Toll Road Debt:</b>		
Toll Road Bonds	3.000 - 5.250	\$ 2,891,135,000
Unamortized Premium (Discount) Net		225,971,124
Accrued Interest		16,874,669
Commercial Paper Payable - Series K		13,760,000
Commercial Paper Payable - Series K-2		3,390,000
<b>Total Toll Road Bonds and Commercial Paper Payable</b>		<b>3,151,130,793</b>
<b>Flood Control Debt:</b>		
Flood Control Bonds	3.000 - 5.250	1,153,085,000
Unamortized Premiums		104,525,601
Commercial Paper Payable - Series H		26,510,000
Commercial Paper Payable - Series H-2		44,270,000
<b>Total Flood Control Bonds and Commercial Paper Payable</b>		<b>1,328,390,601</b>
<b>Other Bonds Payable:</b>		
Hotel Occupancy Tax	4.838 - 5.363	159,920,000
Permanent Improvement	2.250 - 5.250	1,245,100,000
Road Bonds	2.000 - 5.250	786,980,000
Unamortized Premiums - Road		47,872,079
Unamortized Premiums - Permanent Improvement		96,297,166
Unamortized Premiums - General Obligation		10,238,365
Accrued Interest on Capital Appreciation Bonds - General Obligation		11,664,995
General Obligation, Revenue Refunding 2002	5.000	3,954,745
<b>Total Other Bonds Payable</b>		<b>2,362,027,350</b>
<b>Other Commercial Paper Payable:</b>		
Commercial Paper Payable - Series A-1		27,535,000
Commercial Paper Payable - Series B		4,750,000
Commercial Paper Payable - Series C		78,810,000
Commercial Paper Payable - Series C-2		3,880,000
Commercial Paper Payable - Series D		64,225,000
Commercial Paper Payable - Series D-2		31,505,000
Commercial Paper Payable - Series D-3		25,230,000
<b>Total Other Commercial Paper Payable</b>		<b>235,935,000</b>
<b>Total Bonds and Commercial Paper Payable</b>		<b>7,077,483,744</b>
<b>Select Other Long-Term Liabilities:</b>		
Arbitrage Rebate Payable		16,010,671
Total OPEB Liability		2,552,736,244
Net Pension Liability		138,646,813
<b>Total Select Other Long-Term Liabilities</b>		<b>2,707,393,728</b>
<b>Total Debt and Select Other Long-Term Liabilities</b>		<b>\$ 9,784,877,472</b>

**HARRIS COUNTY, TEXAS  
BALANCE SHEET  
GOVERNMENTAL FUNDS  
MARCH 31, 2026**

	General Fund	Public Contingency Fund	Mobility Fund	Infrastructure Fund	General Debt Service Funds	Total General Fund Group	Nonmajor Governmental Funds	Total Governmental Funds
<b>ASSETS</b>								
Cash and investments:								
Cash and cash equivalents	\$ 1,553,827,568	\$ 55,672,737	\$ 459,789,854	\$ 70,474,090	\$ -	\$ 2,139,764,249	\$ 1,291,822,956	\$ 3,431,587,205
Investments	-	142,939,930	-	-	-	142,939,930	196,371,710	339,311,640
Receivables:								
Taxes, net	152,204,773	-	-	-	-	152,204,773	28,653,590	180,858,363
Accounts, net	24,601,234	-	411,023	-	-	25,012,257	128,772,242	153,784,499
Other, net	3,996,583	6,732	-	48,955	-	4,052,270	10,333,764	14,386,034
Due from other funds	47,256,541	540,467	-	-	-	47,797,008	6,130,295	53,927,303
Prepays and other assets	505,000	-	-	-	-	505,000	126,755	631,755
Advances to other funds	200,000	200,000	-	-	-	400,000	1,882,500	2,282,500
Restricted cash and cash equivalents	-	-	-	-	155,388,122	155,388,122	257,150,707	412,538,829
Notes receivable	-	-	-	-	-	-	19,553,943	19,553,943
Total assets	<u>1,782,591,699</u>	<u>199,359,866</u>	<u>460,200,877</u>	<u>70,523,045</u>	<u>155,388,122</u>	<u>2,668,063,609</u>	<u>1,940,798,462</u>	<u>4,608,862,071</u>
<b>LIABILITIES</b>								
Vouchers payable	17,623,507	-	189,074	-	126,137	17,938,718	23,444,365	41,383,083
Due to other funds	117,723	180,866	13,015,656	4,570,222	-	17,884,467	101,885,324	119,769,791
Retainage payable	78,051	-	4,212,761	3,008,400	-	7,299,212	28,928,401	36,227,613
Eserow deposits	-	-	-	-	-	-	72,677,777	72,677,777
Advances from other funds	-	-	-	-	-	-	2,282,500	2,282,500
Unearned revenue	-	-	-	-	-	-	168,837,509	168,837,509
Total liabilities	<u>17,819,281</u>	<u>180,866</u>	<u>17,417,491</u>	<u>7,578,622</u>	<u>126,137</u>	<u>43,122,397</u>	<u>398,055,876</u>	<u>441,178,273</u>
<b>DEFERRED INFLOWS OF RESOURCES</b>								
Unavailable revenue - property taxes	152,204,773	-	-	-	-	152,204,773	28,653,590	180,858,363
Total deferred inflows of resources	<u>152,204,773</u>	<u>-</u>	<u>-</u>	<u>-</u>	<u>-</u>	<u>152,204,773</u>	<u>28,653,590</u>	<u>180,858,363</u>
<b>FUND BALANCES</b>								
Nonspendable	705,000	200,000	-	-	-	905,000	2,009,255	2,914,255
Restricted	-	-	442,783,386	62,944,423	155,261,985	660,989,794	1,588,981,726	2,249,971,520
Committed	87,307,434	-	-	-	-	87,307,434	166,290,611	253,598,045
Unassigned	1,524,555,211	198,979,000	-	-	-	1,723,534,211	(243,192,596) *	1,480,341,615
Total fund balances	<u>1,612,567,645</u>	<u>199,179,000</u>	<u>442,783,386</u>	<u>62,944,423</u>	<u>155,261,985</u>	<u>2,472,736,439</u>	<u>1,514,088,996</u>	<u>3,986,825,435</u>
Total liabilities, deferred inflows of resources, and fund balances	<u>\$ 1,782,591,699</u>	<u>\$ 199,359,866</u>	<u>\$ 460,200,877</u>	<u>\$ 70,523,045</u>	<u>\$ 155,388,122</u>	<u>\$ 2,668,063,609</u>	<u>\$ 1,940,798,462</u>	<u>\$ 4,608,862,071</u>

\* Negative unassigned fund balance occurs when expenditures are made in anticipation of budgeted revenues.

The attached Fund Financial Statements and Schedule of Debt detail the debts due to and owed by the County. These schedules are excerpts from the Auditor's Monthly Financial Statements.